

# EL DORADO HILLS Business Confidence Survey™

Business leaders in El Dorado Hills are slightly less optimistic about the next 12 months of the local economy. The confidence level in July 2016 was down 4.4% when compared to the previous results from January 2016.

When compared to the previous survey, less leaders are expecting to see their sales and profits increase over the next year. While not expecting an increase in funds, more leaders are expecting their employment levels to remain the same and fewer are expecting an increase over the next year. Currently, 72% of leaders expect employment to remain the same compared to 60% in January.

Make sure to see the full results of all economic development reports at [www.ElDoradoHillsChamber.org](http://www.ElDoradoHillsChamber.org).

JANUARY 2016

63.1

JULY 2016

60.3

▼ 4.4 %

Neutral = 50



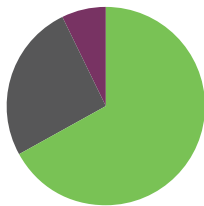
## WHAT LOCAL BUSINESS LEADERS ARE SAYING

What are expectations for the next 12 months?

### SALES

How are gross sales expected to change in the next 12 months?

- Increase: 67%
- Same: 26%
- Decrease: 7%



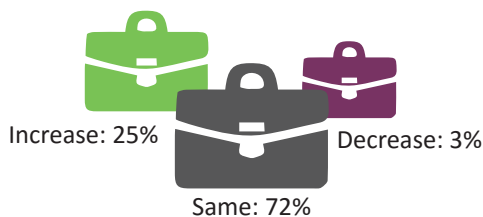
### PROFITS

How is profit expected to change in the next 12 months?



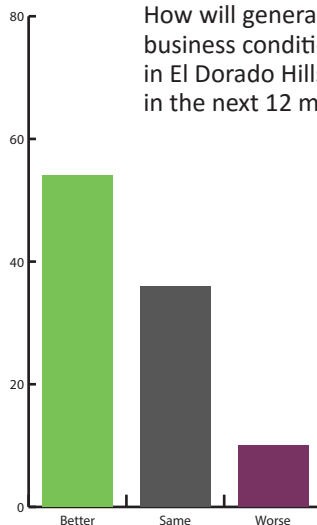
### EMPLOYMENT

How is employment expected to change in the next 12 months?



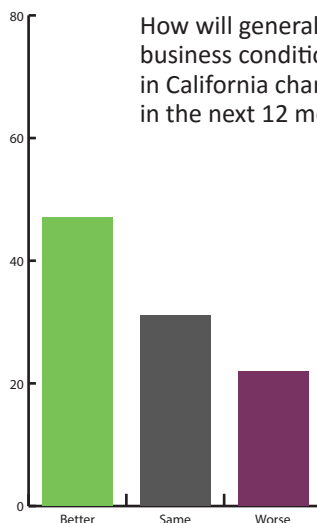
### LOCAL BUSINESS CONDITIONS

How will general business conditions in El Dorado Hills change in the next 12 months?



### STATE BUSINESS CONDITIONS

How will general business conditions in California change in the next 12 months?



### US BUSINESS CONDITIONS

How will general business conditions in the U.S. change in the next 12 months?



### HOT TOPIC!

With the passage of Measure E in the June Primary, will Measure E affect your business?

- Yes: 33%
- No: 46%
- Don't know what Measure E is: 21%

