

ECONOMIC SNAPSHOT

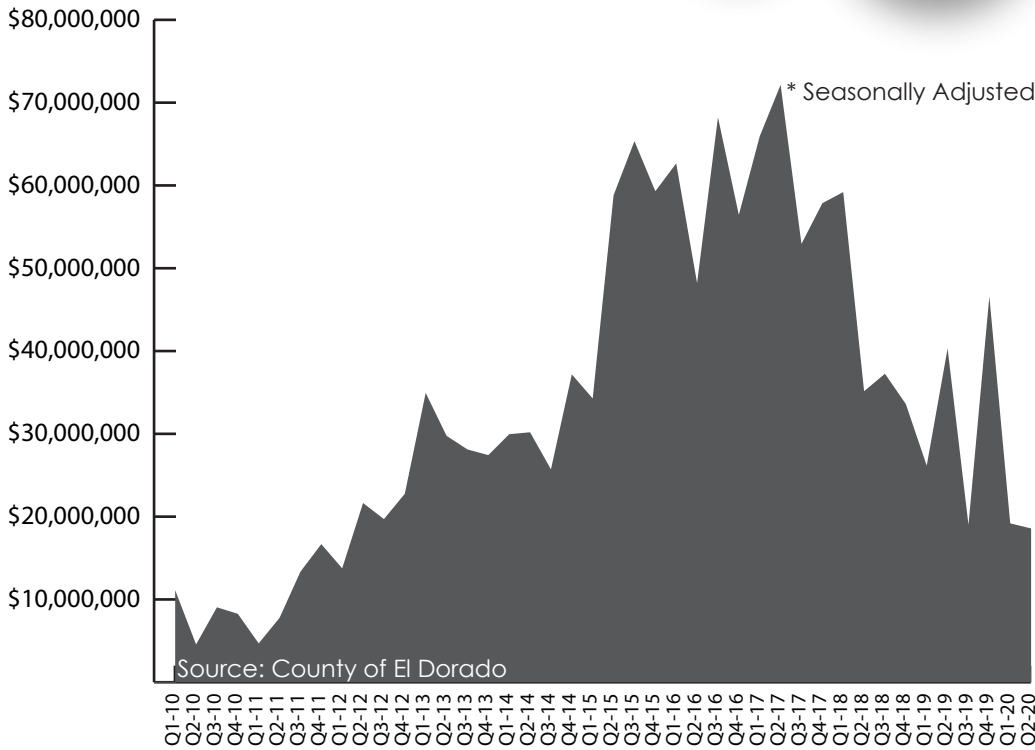


BUILDING PERMITS 3.2%
2010=100

Q1 2020
172.5

Q2 2020
167

BUILDING PERMITS AT A GLANCE...



- Total valuation of permits issued was over \$18.5 million after seasonal adjustment, down 3.2% from the previous quarter.
- There were 81 permits issued in Q2 2020, down from 84 permits in the previous quarter.
- Residential permit valuation accounted for 83% of all permits issued, down from 88% in the previous quarter.
- Commercial permit valuation accounted for 17% of all permits issued, up from 12% in the previous quarter.

2ND QUARTER TREND

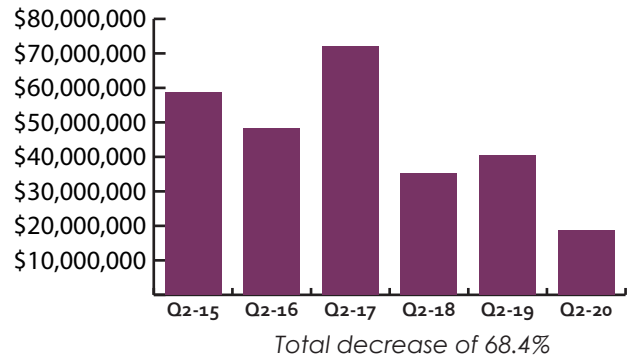
There was more than \$18.5 million in building permits issued in Q2 2020, down 3.2% from the previous quarter.

There were 70 residential permits which accounted for 83% of the total valuation compared to 69 permits and 88% of the total valuation in the previous quarter. As for commercial, there were 11 permits issued which accounted for 17% of the total valuation, compared to 15 permits and 12% in Q1 2020.

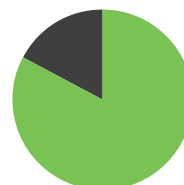
Fluctuations between quarters continues to be a common occurrence for building and is most of the time due to the number of projects issued, project size, and standard seasonal trends. In Q2 2020, COVID-19 likely had an impact on the decrease, much like it has on the rest of the economy.

Overall, total valuation of building permits issued is up 67% when compared to the base year in Q1 2010.

Q2 BUILDING PERMIT VALUATION



RESIDENTIAL VS COMMERCIAL - BASED ON VALUATION -



Residential: 83%
Commercial: 17%

