

ECONOMIC SNAPSHOT

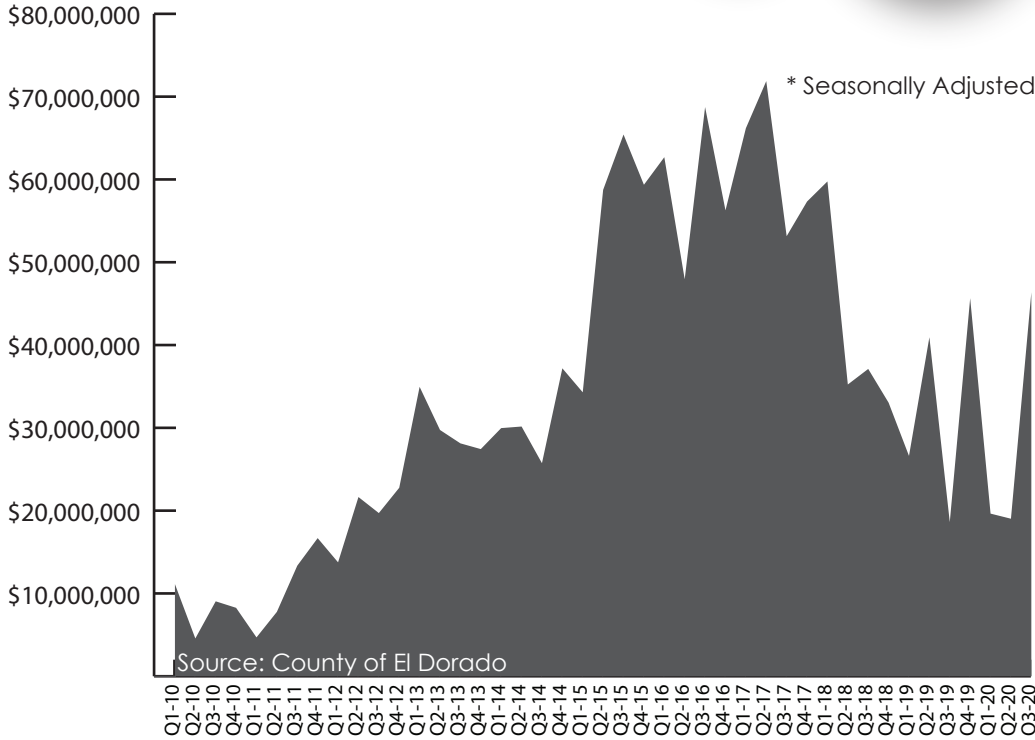


BUILDING PERMITS
2010=100 ▲ 143.7%

Q2 2020
171

Q3 2020
416.8

BUILDING PERMITS AT A GLANCE...



- ▶ Total valuation of permits issued was over \$46.3 million after seasonal adjustment, up 143.7% from the previous quarter.
- ▶ There were 168 permits issued in Q3 2020, up from 81 permits in the previous quarter.
- ▶ Residential permit valuation accounted for 95% of all permits issued, up from 83% in the previous quarter.
- ▶ Commercial permit valuation accounted for 5% of all permits issued, down from 17% in the previous quarter.

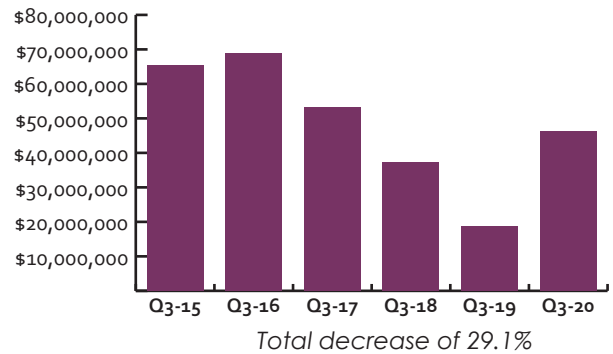
3RD QUARTER TREND

A total of 168 building permits were issued in Q3 2020 for a total valuation of more than \$46.3 million. This was an increase of more than \$27.3 million or 143.7% from the previous quarter, following two consecutive decreases.

There were 141 residential permits issued in Q3 2020, with 103 permits, or more than \$40 million of the total valuation, coming from single family residential. Most of the remaining residential permits were for alterations, repairs, or additions. There were 27 commercial permits issued, accounting for 5% of the total valuation compared to 11 permits and 17% of total valuation in the previous quarter.

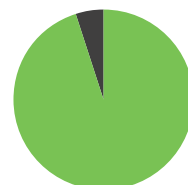
Though COVID-19 still likely made an impact overall, building showed a strong performance in Q3 2020.

Q3 BUILDING PERMIT VALUATION



RESIDENTIAL VS COMMERCIAL

- BASED ON VALUATION -



Residential: 95%
Commercial: 5%

